


Studio Plan Metric Scale 1:50@A0
Elstree Stage 9

Elstree Studios, Shenley Road, Borehamwood, Herts, WD6 1JG Tel: +44 (0) 208 953 1600



KEY TO SYMBOLS:	NOTES:
STUDIO FLOOR SETTING GRID MARKINGS (600mm Sq)	Studio Fire Line
STUDIO FLOOR SETTING GRID OUTLINE	Audience Rostra Outline
STUDIO FLOOR SETTING GRID CENTRE LINE (Walls 1-3 Line #54 Walls 2-4 Line #44)	Height to Lighting Grid 10.15m
32 AMP SINGLE PHASE 230V SUPPLY	Gantry Line
LIGHTING GRID ORDERS	Lower Gantry Walkway Line
LIGHTING GRID TRACK & TRACK NUMBER	Height to Gantry Wall #1 7.46m
LIGHTING GRID TRACK LINES 500kg Per grid track run section at any one time	Height to Gantry Wall #3 7.46m
SOUND & VISION WALLBOX	Lighting Dimmer & Distribution Racks
CAMERA CABLE CONNECTION	48 ways of 5kW Dimmers
Symbol Denotes: STUDIO GRID EQUIPMENT HATCH	48 ways of 2.5kW Dimmers
• The use of Scenic Chandeliers, Lighting Monopoles and Equipment is prohibited within the designated Studio Grid Equipment Hatch areas	72 ways of 2.5kW Non-Dimmable
• Studio Standing Instructions to be observed	
• SML of designated Studio Grid Equipment Hatch Hoist - 250kg	

DESIGN NOTES:

PRODUCTION

COSTING NO.

DESIGNER

DIRECTOR

DRAWN BY

ZERO DATE

PRODUCTION DATE


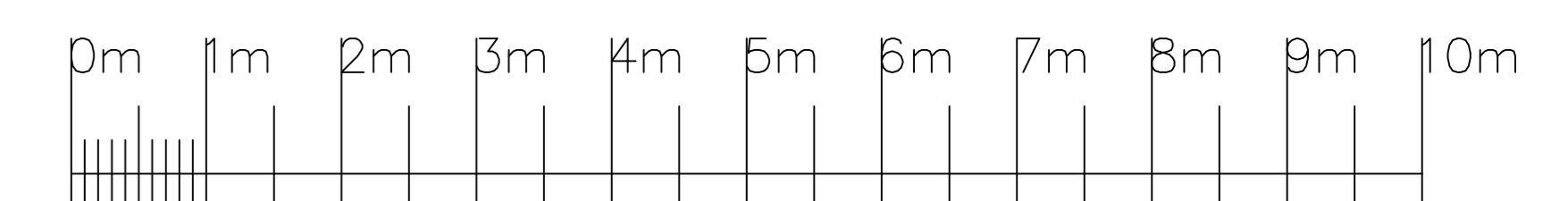


BBC Studioworks strives, with its best endeavour, to ensure that the information contained within these plans is accurate. However, it must be understood that if there are any specific requirements, critical measurements, or any doubt, as to the exact conditions on site, it is strongly recommended that a site survey is conducted, prior to any works being undertaken.

Taking this simple precaution can and does save a lot of embarrassment.

Please contact BBC Studioworks on +44 (0)203 327 6900 or your projects Studio Resource Manager for further assistance.

© BBC Studioworks Ltd 2016
 Issued December 2014; All previous versions superceded;
 Errors & Omissions Excepted (E&OE)
 Updates:
 02/07/2013 RMT
 #10 22/12/2014 MLF #11 06/05/2016 John Loughman



CONTROL ROOMS TO EXTERIOR

WALL 3

WALL 4

WALL 1

WALL 2

STUDIO SERVICING ROAD

